



WARRIOR VILLAGE PROJECT®

501 (c)(3) Nonprofit

The Bugle: Vol 8, Issue 5, May 2026

www.WarriorVillageProject.com

PROGRESS REPORT

The Mission of the Warrior Village Project is to *provide affordable, permanent housing for homeless veterans while training the next generation of home builders.* We build Moveable Tiny Houses in high school construction classes and donate them to nonprofits that will deploy them to house veterans. In this last newsletter of the school year, it is fitting that I provide a short report card on how we are doing.

This year, 186 students were enrolled in construction classes at San Marcos High School (SMHS: 45) and Rancho Buena Vista High School (RBV: 141), of which 65 were seniors. Of this cohort of seniors, 17 will be pursuing careers in the building trades. Most of them are pursuing apprenticeships. A few will be attending college to study construction management. In addition, many of our students will be joining other skilled trades (welding, auto mechanics, diesel mechanics). Daniel and Jeremiah (photo below right) were outstanding students at RBV. Daniel is applying to the [Electrical Training Institute](#) Apprenticeship Program. Jeremiah plans to attend Palomar College before transferring to [California State University Long Beach State](#) to study Construction Management.

In our [May 2025 Newsletter](#), we reported that we would be donating our four houses under construction at SMHS and RBV to nonprofit [Solutions for Change](#) in Vista. On May 20, Solutions for Change CEO Aaron Byzak visited SMHS to check on our progress (photo below left).



IN THIS ISSUE

Progress Report.....	1
VIP Profile.....	2
School Construction Updates..	3
Partners	4
Sponsors	5
Donate	10

EVENTS

Summer Recess
RBVHS: June 5 - August 11
SMHS: June 12 - August 17

VIP PROFILE

Our American Veterans

[Memorial Day](#) is a federal holiday for mourning U.S. military personnel who have died while serving in the [United States Armed Forces](#). Many people visit cemeteries and memorials on Memorial Day to honor and mourn those who died while serving. Thousands of volunteers place American flags on graves of military personnel in [National Cemeteries](#) across the country.

Many have claimed to be the first to celebrate the event. In 1868, General [John A. Logan](#) of the [Grand Army of the Republic](#) called for a "[Decoration Day](#)", which was widely celebrated. By 1890, every Northern state had adopted it as a holiday. After the World Wars Decoration Day became a general day of remembrance, instead of just for the Civil War. From 1868 to 1970 it was observed on May 30. In 1971 Congress standardized the holiday as "Memorial Day" and changed its observance to the last Monday in May. I commemorated Memorial Day this year at the [Veterans Association of North County](#) (VANC) in Oceanside. The keynote speaker was Major General Anthony Jackson, USMC Retired: Commanding General, Marine Corps Installations West and Former Director California State Parks .



The Department of Veterans Affairs' (VA) [National Cemetery Administration](#) maintains 155 national cemeteries in 42 states and Puerto Rico as well as 34 soldier's lots and monument sites. There are ten national cemeteries in California, including two in San Diego County: [Fort Rosecrans National Cemetery](#) and [Miramar National Cemetery](#).

Burial in a national cemetery is open to all armed force members who have met a minimum active duty service requirement and were discharged under conditions other than dishonorable. A Veteran's spouse, widow or widower, minor dependent children and, under certain conditions, unmarried adult children with disabilities may also be eligible for burial. Eligible spouses and children may be buried even if they predecease the Veteran. Members of the reserve components of the armed forces who die while on active duty or who die while on training duty, or were eligible for retired pay, may also be eligible for burial.



Fort Rosecrans National Cemetery



Miramar National Cemetery

Two other days celebrate those who have served or are serving in the U.S. military. [Armed Forces Day](#), an unofficial U.S. holiday for honoring those currently serving in the armed forces, is celebrated on the third Saturday of every May. It falls at the end of [Armed Forces Week](#), which begins on the second Saturday of May and concluded this year on May 18. [Veterans Day](#) (originally known as Armistice Day) is a federal holiday observed on November 11 to honor all [military veterans](#) of the [United States Armed Forces](#) (who were discharged under conditions other than dishonorable). It coincides with other holidays including [Armistice Day](#) and [Remembrance Day](#) which are celebrated in other countries that mark the anniversary of the end of World War I.

CONSTRUCTION UPDATE, SMHS

San Marcos High School: SM #1

- Chapter 1 Trailer
- Chapter 2 Framing
- Chapter 3 Rough Plumbing
- Chapter 4 Rough Electrical
- Chapter 5 Wall Sheathing
Roofing Shear
Moisture Barrier
- Chapter 6 Roofing
- Chapter 7 Windows & Doors
- Chapter 8 Exterior
Exterior Trim
Finish
- Chapter 9 HVAC
Venting
- Chapter 10 Insulation
- Chapter 11 Interior Wall
Ceiling Covering
- Chapter 12 Interior Cabinetry
Installations
Flooring
Fixtures
- Chapter 13 Interior Trim Finish
- Chapter 14 Finish Plumbing
Electrical
Fixtures
- Chapter 15 Finish Hardware
Touch-ups
- Chapter 16 Health & Safety
Final Testing
Certification
Submission

A few of our junior students worked to complete the Drain Waste Vent system in SM #1. Other students completed the installation of the trailer running lights on the exterior of SM #1.

Teacher Chris Geldert doubled the enrollment in his construction classes this year. We have a large group of juniors returning in the fall with a year of construction experience under their tool belts to complete SM #1 and SM # 2 during the 2026 - 2027 academic year.



CONSTRUCTION UPDATE, SMHS

- Chapter 1 Trailer
- Chapter 2 Framing
- Chapter 3 Rough Plumbing
- Chapter 4 Rough Electrical
- Chapter 5 Wall Sheathing
Roofing Shear
Moisture Barrier
- Chapter 6 Roofing
- Chapter 7 Windows & Doors
- Chapter 8 Exterior
Exterior Trim
Finish
- Chapter 9 HVAC
Venting
- Chapter 10 Insulation
- Chapter 11 Interior Wall
Ceiling Covering
- Chapter 12 Interior Cabinetry
Installations
Flooring
Fixtures
- Chapter 13 Interior Trim Finish
- Chapter 14 Finish Plumbing
Electrical
Fixtures
- Chapter 15 Finish Hardware
Touch-ups
- Chapter 16 Health & Safety
Final Testing
Certification
Submission

San Marcos High School: SM #2

Despite having a serious case of Senioritis, Max and Grey rallied to complete the Drain Waste Vent system in SM #2 before they leave the SMHS campus for the last time. They passed their pipe cutter to junior classmates who will work to complete our houses in the 2026 - 2027 academic year.

Other students completed the installation of the trailer running lights on the exterior of SM #2. Teacher Chris Geldet will soon be submitting the documentation for the virtual inspection of the Rough Plumbing and Rough Electrical for SM #1 and #2.



CONSTRUCTION UPDATE, RBVHS

Rancho Buena Vista High School: RBV #1

- Chapter 1 Trailer
- Chapter 2 Framing
- Chapter 3 Rough Plumbing
- Chapter 4 Rough Electrical
- Chapter 5 Wall Sheathing
Roofing Shear
Moisture Barrier
- Chapter 6 Roofing
- Chapter 7 Windows & Doors
- Chapter 8 Exterior
Exterior Trim
Finish
- Chapter 9 HVAC
Venting
- Chapter 10 Insulation
- Chapter 11 Interior Wall
Ceiling Covering
- Chapter 12 Interior Cabinetry
Installations
Flooring
Fixtures
- Chapter 13 Interior Trim Finish
- Chapter 14 Finish Plumbing
Electrical
Fixtures
- Chapter 15 Finish Hardware
Touch-ups
- Chapter 16 Health & Safety
Final Testing
Certification
Submission

Semi-retired General Contractor Michael McSweeney spent several days at Rancho Buena Vista High School in May working with our students. He directed our student builders in the completion of a number of punch list items on their houses to make sure that our next cohort of students would be ready to start work in the fall.

Michael also talked with our seniors about launching their careers in the building industry. He offered his help in composing their resumes and shared tips with them on interview skills.





CONSTRUCTION UPDATE, RBVHS

Rancho Buena Vista High School: SP #1

- Chapter 1 Trailer
- Chapter 2 Framing
- Chapter 3 Rough Plumbing
- Chapter 4 Rough Electrical
- Chapter 5 Wall Sheathing
Roofing Shear
Moisture Barrier
- Chapter 6 Roofing
- Chapter 7 Windows & Doors
- Chapter 8 Exterior
Exterior Trim
Finish
- Chapter 9 HVAC
Venting
- Chapter 10 Insulation
- Chapter 11 Interior Wall
Ceiling Covering
- Chapter 12 Interior Cabinetry
Installations
Flooring
Fixtures
- Chapter 13 Interior Trim Finish
- Chapter 14 Finish Plumbing
Electrical
Fixtures
- Chapter 15 Finish Hardware
Touch-ups
- Chapter 16 Health & Safety
Final Testing
Certification
Submission

Our RBV students completed the installation of the Wall Sheathing on SP # 1 (aka RBV # 2). They also completed wrapping the house with Moisture Barrier fabric, and installed the Windows donated by [Milgard Windows & Doors](#).

When our returning students come back to school, they will be ready to start installing the Fascia, Exterior Trim and Siding. Military personnel from the [HBI Transitioning Military Program](#) in San Marcos will be working alongside our students to install Trim and Siding.



PARTNERS

Why High School Students are Excited to Enter the Construction Trades



An [NAHB study](#) recently revealed interest in construction trades among young adults ages 18 - 25 is twice as high as it was a decade ago, though more work needs to be done to educate the public on the increasing work opportunities for long, lucrative careers.

NAHB caught up with three rising high school stars pursuing careers in construction about how they got their interest, their favorite student chapter moments, and what they hope to accomplish throughout their careers. Hear from: **Eric Coffeen**, Baldwin Preparatory Academy student chapter; **Smith Goracke**, Raleigh-Wake County student chapter president; and **Kyle Kneeland**, Northeast Technical High School student chapter. This Q&A was edited for clarity:

1. What made you want to pursue a career in the construction industry and when did you know that this was the right path for you?

Coffeen: I first found out about the construction program when I was a freshman at Daphne High School (AL). I didn't have any connection to construction at the time but after my first year in the program, I was hooked. I learned quickly that I love working outside and with my hands.

Goracke: In fifth grade, my friend and I built a workbench, cornhole set, and a dozen other things. That was the moment I realized I loved making something out of nothing. In high school, every time I pictured my future, I kept coming back to the same image of working on jobsites with my dad, seeing houses come together and whole neighborhoods being built from nothing.

Kneeland: My dad's been a construction worker for most of my life, and I've been under his wing. Recently, I worked with him all summer and knew I wanted to work in construction, too. I really like working on a project for a month and getting to see all the progress finished. That feeling is awesome.

2. What are some of your proudest hands-on moments working with your student chapter?

Coffeen: Though I also learned that swinging a hammer for seven hours does end up bruising and hurting your hand, my team placed first in the Skills USA state conference for carpentry, helping me achieve a dream of mine by moving on to nationals. My team also placed third in the NAHB Student Competition for secondary programs at the International Builders' Show (IBS).

Goracke: Winning the NAHB Student Competition for secondary programs in our first year of competing. There were months of late nights, weekly meetings lasting until 9:30 p.m., and work building a full construction schedule, an estimate, drawing details, a project overview, and a project pro forma. All those late nights paid off.

Kneeland: It was really fun getting to build a house with my friends and getting to learn the ropes of construction. I even made a bench and a flowerpot. Now that I'm more experienced I like to help other kids learn, too.

3. What do you hope to achieve in the near future and during your construction career?

Coffeen: I hope to get a job in the home building field and put my foot in the door as a laborer. Long-term, I hope that I can move up in the company and become a project manager.

Goracke: Ultimately, I want to build my own company. But first, I want to spend real time in the field, understand the trades from the ground up, and learn how to run a business the right way.

Kneeland: I'm hoping to go to school for business management so I can keep my options open if I want to own my own construction business down the line.

4. Do you have any advice for a freshman high school student entering the construction path?

Coffeen: If you put in the work and are genuinely interested in construction, I can guarantee that you will go far. You just have to have the correct mindset and integrity within yourself to get the job done.

Goracke: Say yes before you feel ready and go in with an open mind. Take every opportunity to be around someone who knows more than you. Find a mentor who has already walked the road you're heading down and is willing to bring you along.

SPONSORS

the tiny exhibition




JUNE 5, 2026 from 4PM - 8:30PM

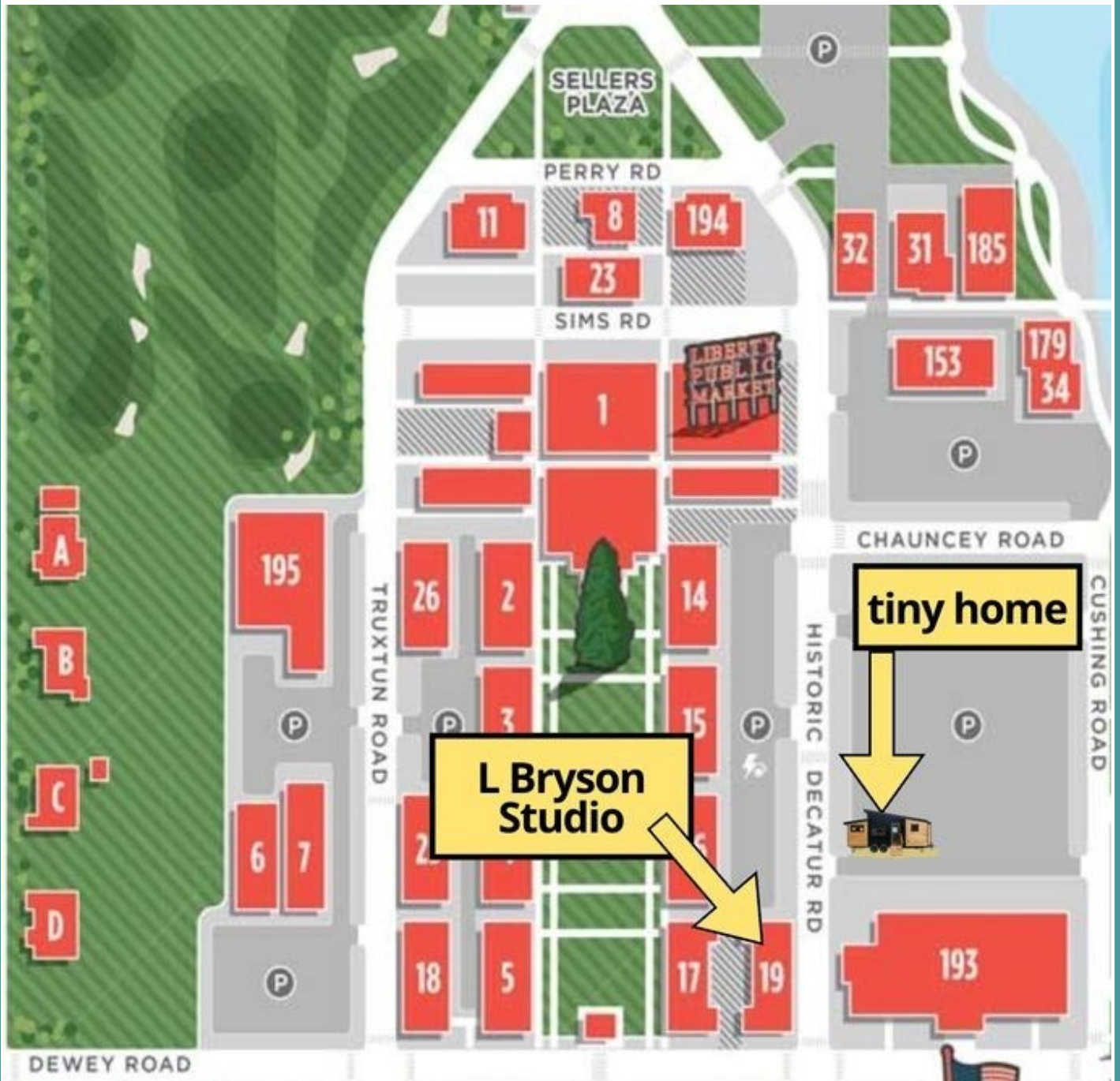
Art, Home, and Hope.

Contemporary artist Lisa Bryson displays a collection of meticulously crafted oil paintings, many are of a jewel-like size, on display inside a *Piccola Tiny Home* as art gallery. A portion of the proceeds will benefit *The Warrior Village Projects'* tiny home build program. The event takes place at Liberty Station on Historic Decatur Rd. (located in the parking lot across the street from Barracks 19, where the artist's studio is located).

This program is supported by Arts District Liberty Station Community Impact Fund.



SPONSORS



DONATE TO THE WARRIOR VILLAGE PROJECT

The Warrior Village Project has joined the San Diego Gives 2026 Campaign. It is easy to donate to the Warrior Village Project through the [San Diego Gives online platform](#). Your donation will go to the Warrior Village Project General Fund to purchase materials to build Moveable Tiny Houses in high school construction classes in San Diego County.

The trailer foundation and building materials and consumables required for one Moveable Tiny House (MTH) cost about \$44,000. The curriculum and the inspection and certification package cost about \$6,000.

The cost of installing an MTH as an Accessory Dwelling Unit would depend on the site. But, it should cost about \$20,000 per house. Hence, we can provide a permanent, fully equipped tiny house for a homeless person for about \$70,000 per unit.

According to the [Turner Center for Housing Innovation at UC Berkeley \(January 2026\)](#): "In 2023, it cost approximately \$630,000 to develop one subsidized housing unit funded with Low-Income Housing Tax Credit (LIHTC) equity in California, nearly 20 percent more than in 2019, after accounting for inflation."

Isn't it time to start building truly affordable housing?



Donate

You're making a donation to **Warrior Village Project, Inc.**

ORGANIZATION
Warrior Village Project, Inc.

One-time donation Monthly donation

\$ Donation amount

Hide amount from public

Hide name from public

[Privacy info](#)

Add a dedication to your donation

Designation
General Fund

Help us build truly affordable housing while training the next generation of home builders.



2026 Campaign

<https://sandiegogives.mightycause.com/donate/Warrior-Village-Project>

We need to raise \$80,000 to purchase materials to complete the four Moveable Tiny Houses we are building at San Marcos High School, San Pasqual High School and Rancho Buena Vista High School.

